





LAYOUT

9343

 schirmmacher

scale:	1:1		cutting line	650 x 260 mm
diameter/size:	1 seat		visible area	580 x 250 mm
			safe area	520 x 240 mm
			fold edge	

ATTENTION

- The reference lines will not be printed.
- The colours must not be created in the RGB colour space.

